

招商国证生物医药指数分级证券投资基金

2017年第三季度报告

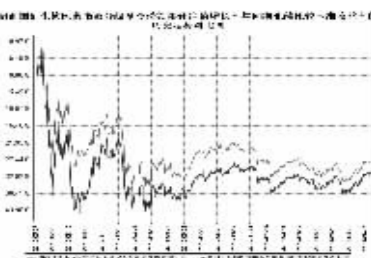


图1 基金净值(或基金净值增长率)走势图

Table 1: Fund Performance Data. Columns include Name, Position, Term, and Remarks. Lists the fund manager and their tenure.

图2 基金资产配置

Table 2: Asset Allocation. Columns include Sector, Industry, and Percentage. Shows the distribution of assets across various sectors like pharmaceuticals and biotechnology.

图3 主要财务指标和基金净值表现

Table 3: Financial Indicators and Net Asset Value Performance. Includes metrics like Net Asset Value, Net Income, and Expense Ratios for the period from July 1 to September 30, 2017.

图4 基金管理人

Table 4: Fund Manager Information. Lists the names and positions of the fund manager and the management team.

图5 投资组合分析

Table 5: Portfolio Analysis. Detailed breakdown of the fund's investments, including stock holdings and their respective percentages of the total portfolio.

图6 基金资产配置

Table 6: Asset Allocation. Another view of the fund's asset distribution across different asset classes and sectors.

图7 主要财务指标和基金净值表现

Table 7: Financial Indicators and Net Asset Value Performance. Summary of key financial metrics and NAV performance for the quarter.

图8 基金管理人

Table 8: Fund Manager Information. Details about the fund manager and the management team.

图9 投资组合分析

Table 9: Portfolio Analysis. Summary of the fund's investment portfolio and holdings.

图10 基金资产配置

图11 主要财务指标和基金净值表现

招商央视财经50指数证券投资基金

2017年第三季度报告

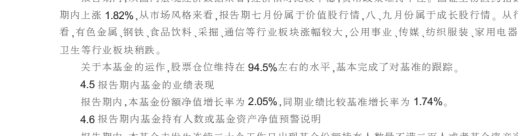


图1 基金净值(或基金净值增长率)走势图

Table 1: Fund Performance Data. Columns include Name, Position, Term, and Remarks. Lists the fund manager and their tenure.

图2 基金资产配置

Table 2: Asset Allocation. Columns include Sector, Industry, and Percentage. Shows the distribution of assets across various sectors like technology and consumer goods.

图3 主要财务指标和基金净值表现

Table 3: Financial Indicators and Net Asset Value Performance. Includes metrics like Net Asset Value, Net Income, and Expense Ratios for the period from July 1 to September 30, 2017.

图4 基金管理人

Table 4: Fund Manager Information. Lists the names and positions of the fund manager and the management team.

图5 投资组合分析

Table 5: Portfolio Analysis. Detailed breakdown of the fund's investments, including stock holdings and their respective percentages of the total portfolio.

图6 基金资产配置

Table 6: Asset Allocation. Another view of the fund's asset distribution across different asset classes and sectors.

图7 主要财务指标和基金净值表现

Table 7: Financial Indicators and Net Asset Value Performance. Summary of key financial metrics and NAV performance for the quarter.

图8 基金管理人

Table 8: Fund Manager Information. Details about the fund manager and the management team.

图9 投资组合分析

Table 9: Portfolio Analysis. Summary of the fund's investment portfolio and holdings.

图10 基金资产配置

图11 主要财务指标和基金净值表现

招商国证生物医药指数分级证券投资基金

2017年第三季度报告



图1 基金净值(或基金净值增长率)走势图

Table 1: Fund Performance Data. Columns include Name, Position, Term, and Remarks. Lists the fund manager and their tenure.

图2 基金资产配置

Table 2: Asset Allocation. Columns include Sector, Industry, and Percentage. Shows the distribution of assets across various sectors like pharmaceuticals and biotechnology.

图3 主要财务指标和基金净值表现

Table 3: Financial Indicators and Net Asset Value Performance. Includes metrics like Net Asset Value, Net Income, and Expense Ratios for the period from July 1 to September 30, 2017.

图4 基金管理人

Table 4: Fund Manager Information. Lists the names and positions of the fund manager and the management team.

图5 投资组合分析

Table 5: Portfolio Analysis. Detailed breakdown of the fund's investments, including stock holdings and their respective percentages of the total portfolio.

图6 基金资产配置

Table 6: Asset Allocation. Another view of the fund's asset distribution across different asset classes and sectors.

图7 主要财务指标和基金净值表现

Table 7: Financial Indicators and Net Asset Value Performance. Summary of key financial metrics and NAV performance for the quarter.

图8 基金管理人

Table 8: Fund Manager Information. Details about the fund manager and the management team.

图9 投资组合分析

Table 9: Portfolio Analysis. Summary of the fund's investment portfolio and holdings.

图10 基金资产配置

图11 主要财务指标和基金净值表现

招商增荣灵活配置混合型证券投资基金

2017年第三季度报告




图1 基金净值(或基金净值增长率)走势图

Table 1: Fund Performance Data. Columns include Name, Position, Term, and Remarks. Lists the fund manager and their tenure.

图2 基金资产配置

Table 2: Asset Allocation. Columns include Sector, Industry, and Percentage. Shows the distribution of assets across various sectors like technology and consumer goods.

图3 主要财务指标和基金净值表现

Table 3: Financial Indicators and Net Asset Value Performance. Includes metrics like Net Asset Value, Net Income, and Expense Ratios for the period from July 1 to September 30, 2017.

图4 基金管理人

Table 4: Fund Manager Information. Lists the names and positions of the fund manager and the management team.

图5 投资组合分析

Table 5: Portfolio Analysis. Detailed breakdown of the fund's investments, including stock holdings and their respective percentages of the total portfolio.

图6 基金资产配置

Table 6: Asset Allocation. Another view of the fund's asset distribution across different asset classes and sectors.

图7 主要财务指标和基金净值表现

Table 7: Financial Indicators and Net Asset Value Performance. Summary of key financial metrics and NAV performance for the quarter.

图8 基金管理人

Table 8: Fund Manager Information. Details about the fund manager and the management team.

图9 投资组合分析

Table 9: Portfolio Analysis. Summary of the fund's investment portfolio and holdings.

图10 基金资产配置

图11 主要财务指标和基金净值表现

招商国证生物医药指数分级证券投资基金 2017年9月30日 基金管理人:招商基金管理有限公司...

招商央视财经50指数证券投资基金 2017年第三季度报告 基金管理人(以下简称“公司”)已建立较完善的研究方法和投资决策流程...

招商国证生物医药指数分级证券投资基金 2017年第三季度报告 基金管理人(以下简称“公司”)已建立较完善的研究方法和投资决策流程...

招商增荣灵活配置混合型证券投资基金 2017年第三季度报告 基金管理人(以下简称“公司”)已建立较完善的研究方法和投资决策流程...

招商国证生物医药指数分级证券投资基金 2017年9月30日 基金管理人:招商基金管理有限公司...

招商央视财经50指数证券投资基金 2017年第三季度报告 基金管理人(以下简称“公司”)已建立较完善的研究方法和投资决策流程...

招商国证生物医药指数分级证券投资基金 2017年第三季度报告 基金管理人(以下简称“公司”)已建立较完善的研究方法和投资决策流程...

招商增荣灵活配置混合型证券投资基金 2017年第三季度报告 基金管理人(以下简称“公司”)已建立较完善的研究方法和投资决策流程...