

广发深证100指数分级证券投资基金

2013 第一季度报告

基金管理人:广发基金管理有限公司
基金托管人:中国建设银行股份有限公司
报告送出日期:二〇一三年四月二十二日

注:1)本基金合同生效日期为2012年5月7日,至披露时点本基金成立未满一年。
2)本基金建仓期为基金合同生效后3个月,建仓结束时各项资产配置比例符合本基金合同有关规定。

注:1)中国证监会核准日期为2012年5月7日,至披露时点本基金成立未满一年。
2)本基金建仓期为基金合同生效后3个月,建仓结束时各项资产配置比例符合本基金合同有关规定。

本基金本报告期末未持有权证。
5.8 本报告期末本基金投资的股指期货交易情况说明
注:1)本基金本报告期末未持有股指期货合约。
2)本基金本报告期末未进行股指期货交易。

Table with 2 columns: Item and Value. Includes sections for Fund Overview, Investment Objectives, Investment Strategies, and Performance Comparison.

Table with 4 columns: Name, Position, Start Date, and Term. Lists the Management Team including the Fund Manager and Supervisors.

Table with 4 columns: Code, Industry, Fair Value, and Net Asset Value Ratio. Lists the top 10 industry holdings.

Table with 4 columns: Code, Name, Fair Value, and Net Asset Value Ratio. Lists the top 10 stock holdings.

3.1 主要财务指标

3.2 主要财务指标和基金净值表现

5.3 报告期末按公允价值占基金资产净值比例大小排序的前十名股票投资明细


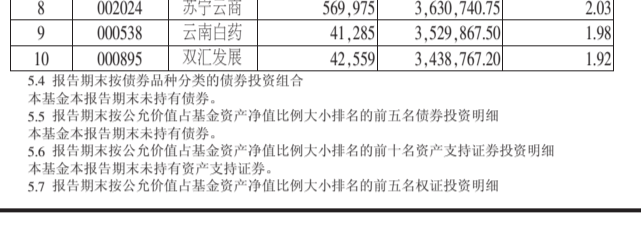
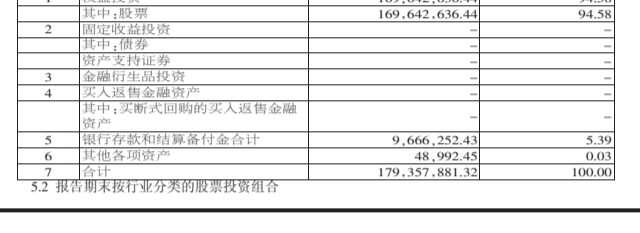

5.3 报告期末按公允价值占基金资产净值比例大小排序的前十名股票投资明细

Table with 2 columns: Item and Value. Shows financial indicators for the reporting period.

Table with 4 columns: Code, Name, Quantity, Fair Value, and Net Asset Value Ratio. Lists the top 10 stock holdings.

Table with 4 columns: Code, Name, Quantity, Fair Value, and Net Asset Value Ratio. Lists the top 10 stock holdings.

Table with 4 columns: Code, Name, Quantity, Fair Value, and Net Asset Value Ratio. Lists the top 10 stock holdings.



广发内需增长灵活配置混合型证券投资基金

广发纳斯达克100指数证券投资基金

2013 第一季度报告

2013 第一季度报告

基金管理人:广发基金管理有限公司
基金托管人:中国建设银行股份有限公司
报告送出日期:二〇一三年四月二十二日

基金管理人:广发基金管理有限公司
基金托管人:中国建设银行股份有限公司
报告送出日期:二〇一三年四月二十二日

基金管理人:广发基金管理有限公司
基金托管人:中国建设银行股份有限公司
报告送出日期:二〇一三年四月二十二日

基金管理人:广发基金管理有限公司
基金托管人:中国建设银行股份有限公司
报告送出日期:二〇一三年四月二十二日

Table with 2 columns: Item and Value. Includes sections for Fund Overview, Investment Objectives, Investment Strategies, and Performance Comparison.

Table with 4 columns: Name, Position, Start Date, and Term. Lists the Management Team including the Fund Manager and Supervisors.

Table with 4 columns: Code, Industry, Fair Value, and Net Asset Value Ratio. Lists the top 10 industry holdings.

Table with 4 columns: Code, Name, Fair Value, and Net Asset Value Ratio. Lists the top 10 stock holdings.

3.1 主要财务指标

3.2 主要财务指标和基金净值表现

3.1 主要财务指标

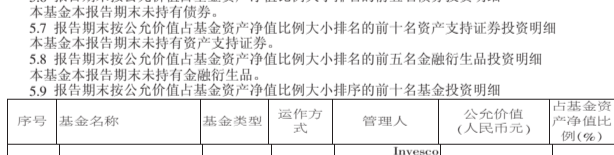
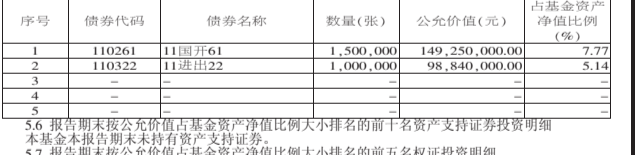
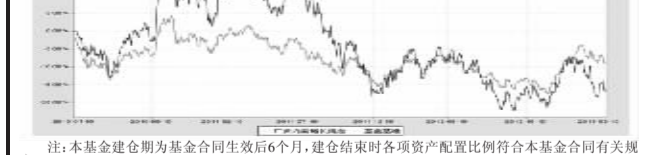
3.1 主要财务指标

Table with 2 columns: Item and Value. Shows financial indicators for the reporting period.

Table with 4 columns: Code, Name, Quantity, Fair Value, and Net Asset Value Ratio. Lists the top 10 stock holdings.

Table with 4 columns: Code, Name, Quantity, Fair Value, and Net Asset Value Ratio. Lists the top 10 stock holdings.

Table with 4 columns: Code, Name, Quantity, Fair Value, and Net Asset Value Ratio. Lists the top 10 stock holdings.



3.1 主要财务指标

3.2 主要财务指标和基金净值表现

3.1 主要财务指标

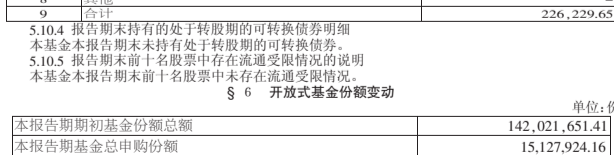
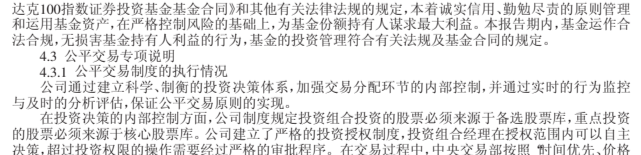
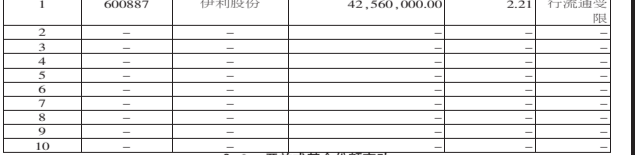
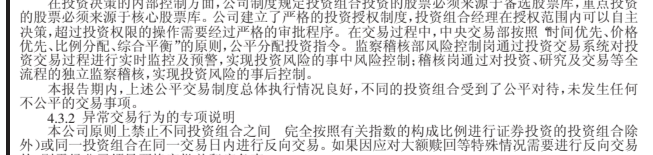
3.1 主要财务指标

Table with 2 columns: Item and Value. Shows financial indicators for the reporting period.

Table with 4 columns: Code, Name, Quantity, Fair Value, and Net Asset Value Ratio. Lists the top 10 stock holdings.

Table with 4 columns: Code, Name, Quantity, Fair Value, and Net Asset Value Ratio. Lists the top 10 stock holdings.

Table with 4 columns: Code, Name, Quantity, Fair Value, and Net Asset Value Ratio. Lists the top 10 stock holdings.



3.1 主要财务指标

3.2 主要财务指标和基金净值表现

3.1 主要财务指标

3.1 主要财务指标

Table with 2 columns: Item and Value. Shows financial indicators for the reporting period.

Table with 4 columns: Code, Name, Quantity, Fair Value, and Net Asset Value Ratio. Lists the top 10 stock holdings.

Table with 4 columns: Code, Name, Quantity, Fair Value, and Net Asset Value Ratio. Lists the top 10 stock holdings.

Table with 4 columns: Code, Name, Quantity, Fair Value, and Net Asset Value Ratio. Lists the top 10 stock holdings.