

数据一周

Figures

透视市场数据 把握投资机会

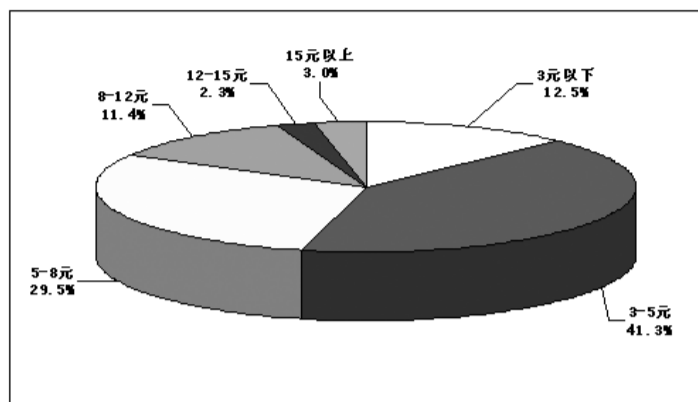
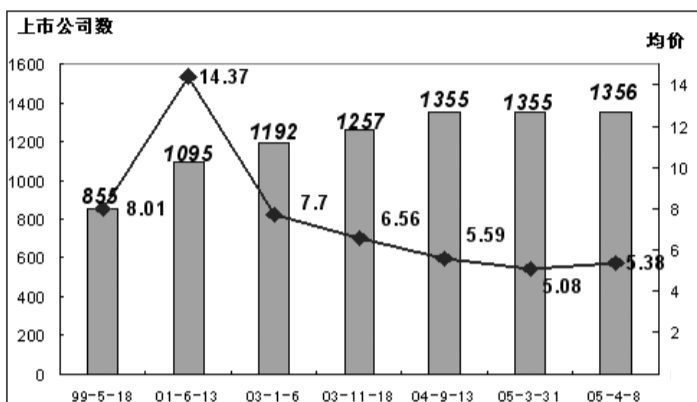
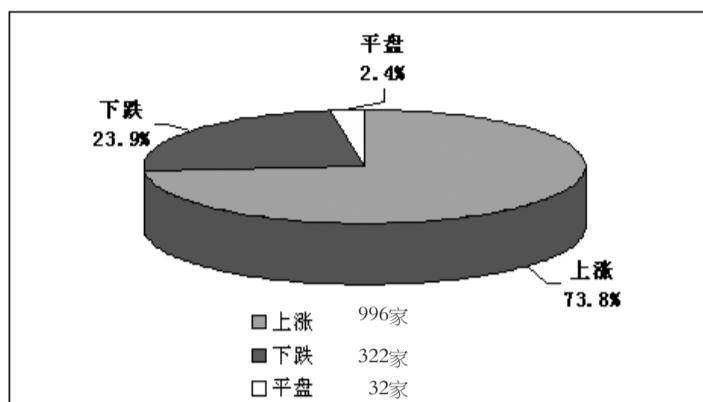
沪深权重股一周表现

一周个股涨跌分布

公司数与平均股价对照

A股股价分布

Table with columns: 股票代码, 股票简称, 权重, 涨跌幅(%), 对上证综指影响. Lists top weight stocks like 中国石化, 宝钢股份, etc.



部分2004年度主营收入与利润双增长上市公司一览

Large table listing companies with 2004 and 2003 financial data (revenue, profit, EPS) and dividend plans.

注:截止4月8日已公布年报,2004年主营收入、主营利润、净利润同比增幅超过30%,2004年每股收益高于0.40元的上市公司。分红方案后带*号的表示该方案已实施。

平均每笔成交股数前20

Table listing top 20 average transaction volume stocks like 中国石化, 宝钢股份, etc.

涨跌前30

Table listing top 30 gainers and losers with columns for stock code, name, price change, and volume change.

连续涨跌前20

Table listing top 20 consecutive gainers and losers.

换手前20

Table listing top 20 turnover stocks.

股东人数增减前20

Table listing top 20 changes in shareholder numbers.

券商股股东人数增减前20

Table listing top 20 changes in shareholder numbers for broker stocks.

基金股股东人数增减前20

Table listing top 20 changes in shareholder numbers for fund stocks.

资金流向

Table showing capital flow trends for various stocks.

基金一周涨跌前5

Table listing top 5 fund performance changes.

H股一周涨跌前5

Table listing top 5 H-share performance changes.

B股一周涨跌前5

Table listing top 5 B-share performance changes.

成交突增前10

Table listing top 10 stocks with significant volume increases.

成交突减前10

Table listing top 10 stocks with significant volume decreases.

板块股东人数增减前5

Table listing top 5 changes in shareholder numbers by sector.