

德邦量化新锐股票型证券投资基金 LOF

2018年第三季度报告

2018年9月30日 基金管理人:德邦基金管理有限公司 基金托管人:国寿证券资产管理有限公司 报告送出日期:2018年10月25日

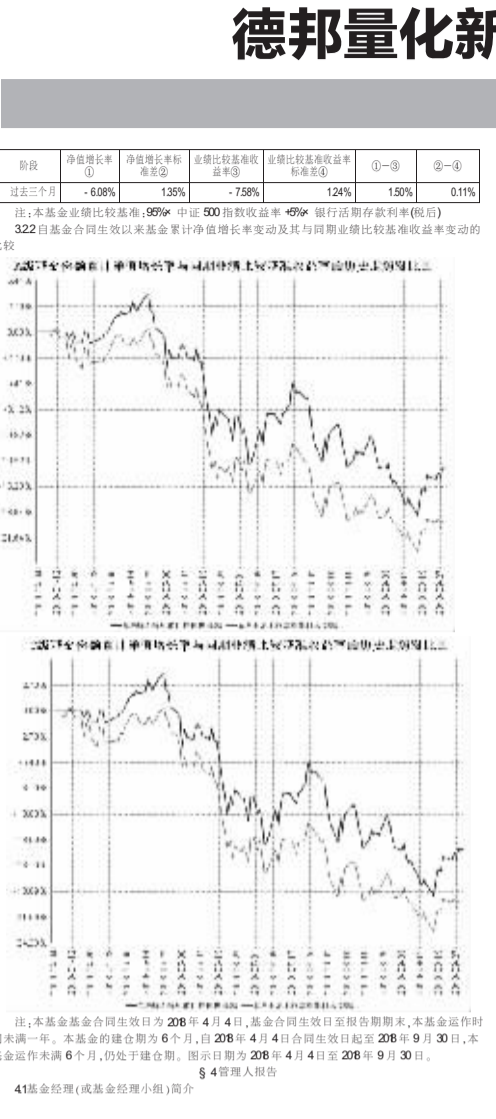


Table 1: Fund Performance Summary. Columns include Net Asset Value, Net Change, and various performance metrics. Table 2: Portfolio Composition. Lists sectors like Technology, Healthcare, and Consumer Goods with their respective percentages.

Table 3: Top 10 Stocks. Lists individual stock holdings such as 科大讯飞, 汇川技术, and 德赛电池, along with their share counts and market values.

Table 4: Shareholder Information. Includes details on the fund's share structure, such as the number of shares held by institutional investors and retail investors, and the fund's net asset value.

德邦鑫星价值灵活配置混合型证券投资基金

2018年第三季度报告

2018年9月30日 基金管理人:德邦基金管理有限公司 基金托管人:交通银行股份有限公司 报告送出日期:2018年10月25日

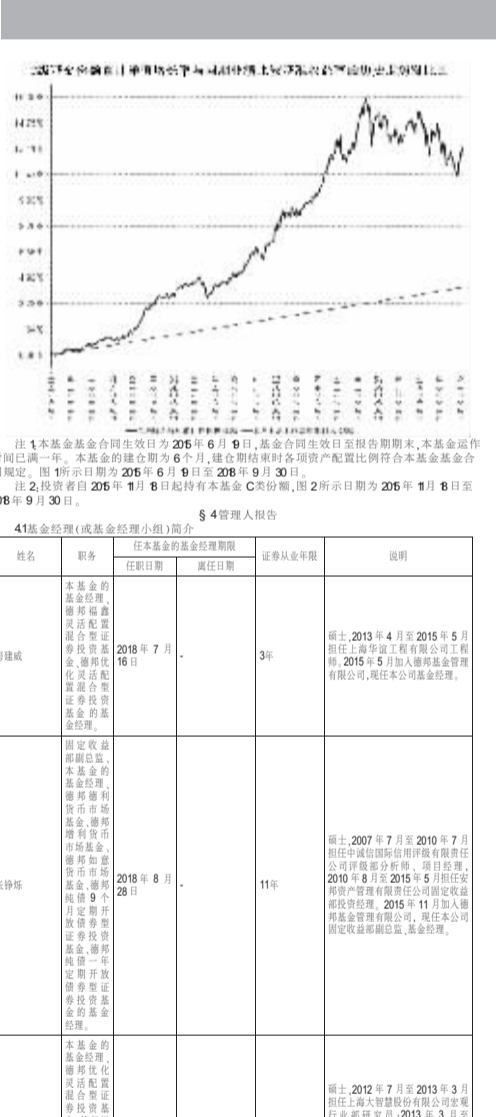


Table 1: Fund Performance Summary. Columns include Net Asset Value, Net Change, and various performance metrics. Table 2: Portfolio Composition. Lists sectors like Technology, Healthcare, and Consumer Goods with their respective percentages.

Table 3: Top 10 Stocks. Lists individual stock holdings such as 科大讯飞, 汇川技术, and 德赛电池, along with their share counts and market values.

Table 4: Shareholder Information. Includes details on the fund's share structure, such as the number of shares held by institutional investors and retail investors, and the fund's net asset value.

德邦鑫星稳健灵活配置混合型证券投资基金

2018年第三季度报告

2018年9月30日 基金管理人:德邦基金管理有限公司 基金托管人:交通银行股份有限公司 报告送出日期:2018年10月25日

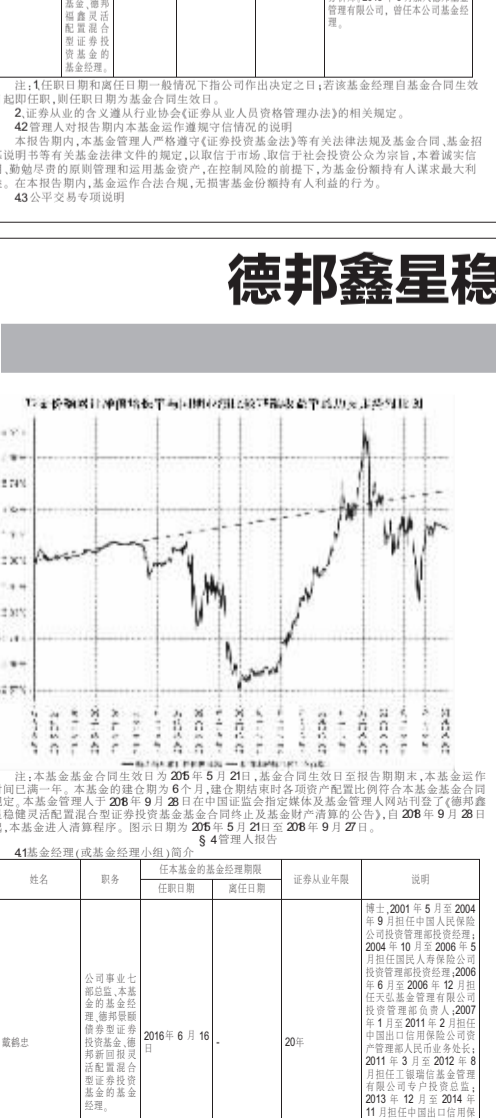


Table 1: Fund Performance Summary. Columns include Net Asset Value, Net Change, and various performance metrics. Table 2: Portfolio Composition. Lists sectors like Technology, Healthcare, and Consumer Goods with their respective percentages.

Table 3: Top 10 Stocks. Lists individual stock holdings such as 科大讯飞, 汇川技术, and 德赛电池, along with their share counts and market values.

Table 4: Shareholder Information. Includes details on the fund's share structure, such as the number of shares held by institutional investors and retail investors, and the fund's net asset value.