

广发道琼斯美国石油开发与生产指数证券投资基金(QDII-LOF)

2018年第三季度报告

(2018年7月21日至2018年9月30日)

1. 广发道琼斯石油指数(QDII-LOF) A:



2. 广发道琼斯石油指数(QDII-LOF) C:



4.1 基金经理(或基金经理小组)简介

Table with columns: Name, Title, Start Date, End Date, Status, and Introduction. Lists managers like Li Jun and Wang Yuhong.

4.2 报告期内基金的业绩表现

本报告期本基金净值增长率及其与同期业绩比较基准收益率的比较... 截至本报告期末,本基金净值增长率为-0.21%,业绩比较基准收益率为-0.21%。

3.1 主要财务指标

Table of financial indicators including revenue, expenses, and net value growth for the reporting period.

3.1 主要财务指标

Table of financial indicators including revenue, expenses, and net value growth for the reporting period.

4.1 基金经理(或基金经理小组)简介

Table with columns: Name, Title, Start Date, End Date, Status, and Introduction. Lists managers like Li Jun and Wang Yuhong.

4.2 报告期内基金的业绩表现

本报告期本基金净值增长率及其与同期业绩比较基准收益率的比较... 截至本报告期末,本基金净值增长率为-0.21%,业绩比较基准收益率为-0.21%。

3.1 主要财务指标

Table of financial indicators including revenue, expenses, and net value growth for the reporting period.

3.1 主要财务指标

Table of financial indicators including revenue, expenses, and net value growth for the reporting period.

4.1 基金经理(或基金经理小组)简介

Table with columns: Name, Title, Start Date, End Date, Status, and Introduction. Lists managers like Li Jun and Wang Yuhong.

4.2 报告期内基金的业绩表现

本报告期本基金净值增长率及其与同期业绩比较基准收益率的比较... 截至本报告期末,本基金净值增长率为-0.21%,业绩比较基准收益率为-0.21%。

3.1 主要财务指标

Table of financial indicators including revenue, expenses, and net value growth for the reporting period.

注:国家(地区)类别根据股票及存托凭证所在证券交易所确定。

5.3 报告期末按行业分类的股票及存托凭证投资情况

Table showing industry distribution of stock and depositary receipts investments at the end of the reporting period.

注:以上分类采用全球行业分类标准(GICS)。

5.4 报告期末未按公允价值占基金资产净值比例大小排序的前十名股票及存托凭证投资明细

Table listing the top 10 stocks and depositary receipts held by the fund at the end of the reporting period.

注:此表所用证券代码的类别是当地市场代码。

5.5 报告期末按债券信用等级分类的债券投资组合

Table showing the distribution of bond investments by credit rating at the end of the reporting period.

5.6 报告期末未按公允价值占基金资产净值比例大小排序的前五名债券投资明细

Table listing the top 5 bonds held by the fund at the end of the reporting period.

5.7 报告期末未按公允价值占基金资产净值比例大小排序的前十名资产支持证券投资明细

Table listing the top 10 asset-backed securities held by the fund at the end of the reporting period.

5.8 报告期末未按公允价值占基金资产净值比例大小排序的前五名金融衍生品投资


Table listing the top 5 financial derivatives held by the fund at the end of the reporting period.

广发量化多因子灵活配置混合型证券投资基金

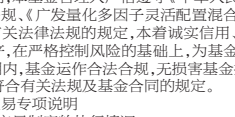
2018年第三季度报告

(2018年7月21日至2018年9月30日)

1. 广发量化多因子灵活配置混合型证券投资基金(QDII-LOF) A:



2. 广发量化多因子灵活配置混合型证券投资基金(QDII-LOF) C:



4.1 基金经理(或基金经理小组)简介

Table with columns: Name, Title, Start Date, End Date, Status, and Introduction. Lists managers like Li Jun and Wang Yuhong.

4.2 报告期内基金的业绩表现

本报告期本基金净值增长率及其与同期业绩比较基准收益率的比较... 截至本报告期末,本基金净值增长率为-0.21%,业绩比较基准收益率为-0.21%。

3.1 主要财务指标

Table of financial indicators including revenue, expenses, and net value growth for the reporting period.

3.1 主要财务指标

Table of financial indicators including revenue, expenses, and net value growth for the reporting period.

4.1 基金经理(或基金经理小组)简介

Table with columns: Name, Title, Start Date, End Date, Status, and Introduction. Lists managers like Li Jun and Wang Yuhong.

4.2 报告期内基金的业绩表现

本报告期本基金净值增长率及其与同期业绩比较基准收益率的比较... 截至本报告期末,本基金净值增长率为-0.21%,业绩比较基准收益率为-0.21%。

3.1 主要财务指标

Table of financial indicators including revenue, expenses, and net value growth for the reporting period.

注:“任职日期”和“离任日期”指公司公告聘任或解聘日期。

5.2 报告期末按行业分类的股票投资组合

Table showing industry distribution of stock investments at the end of the reporting period.

5.3 报告期末未按公允价值占基金资产净值比例大小排序的前十名股票投资明细

Table listing the top 10 stocks held by the fund at the end of the reporting period.

5.4 报告期末按债券品种分类的债券投资组合

Table showing the distribution of bond investments by type at the end of the reporting period.

5.5 报告期末未按公允价值占基金资产净值比例大小排序的前五名债券投资明细

Table listing the top 5 bonds held by the fund at the end of the reporting period.

5.6 报告期末未按公允价值占基金资产净值比例大小排序的前十名资产支持证券投资明细

Table listing the top 10 asset-backed securities held by the fund at the end of the reporting period.

5.7 报告期末未按公允价值占基金资产净值比例大小排序的前五名金融衍生品投资

Table listing the top 5 financial derivatives held by the fund at the end of the reporting period.

注:国家(地区)类别根据股票及存托凭证所在证券交易所确定。

5.3 报告期末按行业分类的股票投资组合

Table showing industry distribution of stock investments at the end of the reporting period.

5.4 报告期末未按公允价值占基金资产净值比例大小排序的前十名股票投资明细

Table listing the top 10 stocks held by the fund at the end of the reporting period.

5.5 报告期末按债券品种分类的债券投资组合

Table showing the distribution of bond investments by type at the end of the reporting period.

5.6 报告期末未按公允价值占基金资产净值比例大小排序的前五名债券投资明细

Table listing the top 5 bonds held by the fund at the end of the reporting period.

5.7 报告期末未按公允价值占基金资产净值比例大小排序的前十名资产支持证券投资明细

Table listing the top 10 asset-backed securities held by the fund at the end of the reporting period.

5.8 报告期末未按公允价值占基金资产净值比例大小排序的前五名金融衍生品投资

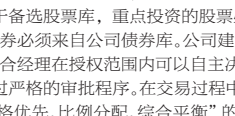
Table listing the top 5 financial derivatives held by the fund at the end of the reporting period.

广发逆向策略灵活配置混合型证券投资基金

2018年第三季度报告

(2018年7月21日至2018年9月30日)

1. 广发逆向策略灵活配置混合型证券投资基金(QDII-LOF) A:



2. 广发逆向策略灵活配置混合型证券投资基金(QDII-LOF) C:



4.1 基金经理(或基金经理小组)简介

Table with columns: Name, Title, Start Date, End Date, Status, and Introduction. Lists managers like Li Jun and Wang Yuhong.

4.2 报告期内基金的业绩表现

本报告期本基金净值增长率及其与同期业绩比较基准收益率的比较... 截至本报告期末,本基金净值增长率为-0.21%,业绩比较基准收益率为-0.21%。

3.1 主要财务指标

Table of financial indicators including revenue, expenses, and net value growth for the reporting period.

3.1 主要财务指标

Table of financial indicators including revenue, expenses, and net value growth for the reporting period.

4.1 基金经理(或基金经理小组)简介

Table with columns: Name, Title, Start Date, End Date, Status, and Introduction. Lists managers like Li Jun and Wang Yuhong.

4.2 报告期内基金的业绩表现

本报告期本基金净值增长率及其与同期业绩比较基准收益率的比较... 截至本报告期末,本基金净值增长率为-0.21%,业绩比较基准收益率为-0.21%。

3.1 主要财务指标

Table of financial indicators including revenue, expenses, and net value growth for the reporting period.

注:“任职日期”和“离任日期”指公司公告聘任或解聘日期。

5.2 报告期末按行业分类的股票投资组合

Table showing industry distribution of stock investments at the end of the reporting period.

5.3 报告期末未按公允价值占基金资产净值比例大小排序的前十名股票投资

Table listing the top 10 stocks held by the fund at the end of the reporting period.

5.4 报告期末按债券品种分类的债券投资组合

Table showing the distribution of bond investments by type at the end of the reporting period.

5.5 报告期末未按公允价值占基金资产净值比例大小排序的前五名债券投资

Table listing the top 5 bonds held by the fund at the end of the reporting period.

5.6 报告期末未按公允价值占基金资产净值比例大小排序的前十名资产支持证券投资

Table listing the top 10 asset-backed securities held by the fund at the end of the reporting period.

5.7 报告期末未按公允价值占基金资产净值比例大小排序的前五名金融衍生品

Table listing the top 5 financial derivatives held by the fund at the end of the reporting period.

注:国家(地区)类别根据股票及存托凭证所在证券交易所确定。

5.3 报告期末按行业分类的股票投资组合

Table showing industry distribution of stock investments at the end of the reporting period.

5.4 报告期末未按公允价值占基金资产净值比例大小排序的前十名股票

Table listing the top 10 stocks held by the fund at the end of the reporting period.

5.5 报告期末按债券品种分类的债券投资组合

Table showing the distribution of bond investments by type at the end of the reporting period.

5.6 报告期末未按公允价值占基金资产净值比例大小排序的前五名债券

Table listing the top 5 bonds held by the fund at the end of the reporting period.

5.7 报告期末未按公允价值占基金资产净值比例大小排序的前十名资产支持

Table listing the top 10 asset-backed securities held by the fund at the end of the reporting period.

5.8 报告期末未按公允价值占基金资产净值比例大小排序的前五名金融衍生

Table listing the top 5 financial derivatives held by the fund at the end of the reporting period.