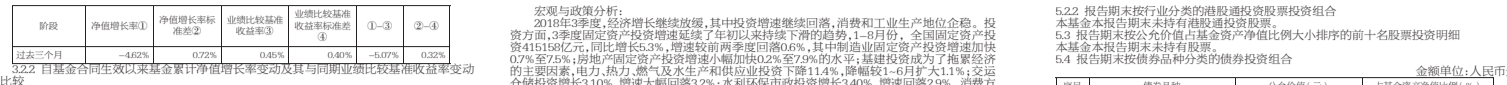


招商稳阳定期开放灵活配置混合型证券投资基金

2018年第三季度报告



3.2.2 自基金合同生效以来基金累计净值增长率变动及其与同期业绩比较基准收益变动的比较

Table with columns for period, net asset value, and returns, comparing the fund's performance to its benchmark.

3.3 主要财务指标和基金净值表现
3.3.1 主要财务指标
单位:人民币元

Table of financial indicators including net asset value, returns, and expenses for the fund.

3.3.2 基金净值表现
3.3.2.1 本基金基金份额净值增长率及其与同期业绩比较基准收益率的比较

3.3.2.2 自基金合同生效以来基金累计净值增长率变动及其与同期业绩比较基准收益变动的比较

4 基金管理人(或基金经理小组)简介
4.1 基金管理人
4.2 基金经理

4.3 公募基金专项说明
4.3.1 公募基金专项说明
4.3.2 公募基金专项说明

4.4 报告期内基金投资策略和运作分析

4.5 报告期内基金业绩表现

4.6 报告期内基金持有人或利益相关人数量及资产分布

4.7 报告期内基金投资策略和运作分析

4.8 报告期内基金投资策略和运作分析

4.9 报告期内基金投资策略和运作分析

4.10 报告期内基金投资策略和运作分析

4.11 报告期内基金投资策略和运作分析

4.12 报告期内基金投资策略和运作分析

4.13 报告期内基金投资策略和运作分析

4.14 报告期内基金投资策略和运作分析

4.15 报告期内基金投资策略和运作分析

4.16 报告期内基金投资策略和运作分析

4.17 报告期内基金投资策略和运作分析

4.18 报告期内基金投资策略和运作分析

4.19 报告期内基金投资策略和运作分析

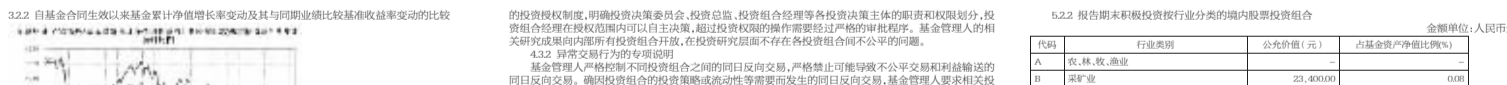
4.20 报告期内基金投资策略和运作分析

4.21 报告期内基金投资策略和运作分析

4.22 报告期内基金投资策略和运作分析

招商兴福灵活配置混合型证券投资基金

2018年第三季度报告



3.2.2 自基金合同生效以来基金累计净值增长率变动及其与同期业绩比较基准收益变动的比较

Table with columns for period, net asset value, and returns, comparing the fund's performance to its benchmark.

3.3 主要财务指标和基金净值表现
3.3.1 主要财务指标
单位:人民币元

Table of financial indicators including net asset value, returns, and expenses for the fund.

3.3.2 基金净值表现
3.3.2.1 本基金基金份额净值增长率及其与同期业绩比较基准收益率的比较

3.3.2.2 自基金合同生效以来基金累计净值增长率变动及其与同期业绩比较基准收益变动的比较

4 基金管理人(或基金经理小组)简介
4.1 基金管理人
4.2 基金经理

4.3 公募基金专项说明
4.3.1 公募基金专项说明
4.3.2 公募基金专项说明

4.4 报告期内基金投资策略和运作分析

Table with columns for fund name, amount, and percentage.

Table with columns for fund name, amount, and percentage.

Table with columns for fund name, amount, and percentage.

Table with columns for fund name, amount, and percentage.

Table with columns for fund name, amount, and percentage.

Table with columns for fund name, amount, and percentage.

Table with columns for fund name, amount, and percentage.

Table with columns for fund name, amount, and percentage.

Table with columns for fund name, amount, and percentage.

Table with columns for fund name, amount, and percentage.

Table with columns for fund name, amount, and percentage.

Table with columns for fund name, amount, and percentage.

Table with columns for fund name, amount, and percentage.

Table with columns for fund name, amount, and percentage.

Table with columns for fund name, amount, and percentage.

Table with columns for fund name, amount, and percentage.

Table with columns for fund name, amount, and percentage.

Table with columns for fund name, amount, and percentage.

Table with columns for fund name, amount, and percentage.

Table with columns for fund name, amount, and percentage.

Table with columns for fund name, amount, and percentage.

Table with columns for fund name, amount, and percentage.

Table with columns for fund name, amount, and percentage.

Table with columns for fund name, amount, and percentage.

Table with columns for fund name, amount, and percentage.

Table with columns for fund name, amount, and percentage.

Table with columns for fund name, amount, and percentage.

Table with columns for fund name, amount, and percentage.

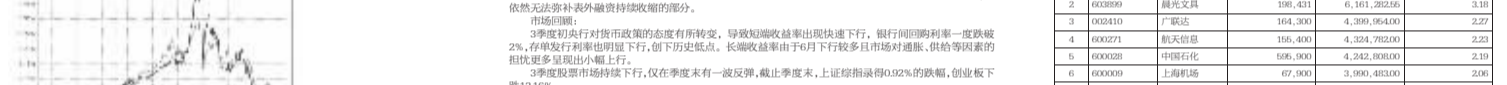
Table with columns for fund name, amount, and percentage.

Table with columns for fund name, amount, and percentage.

Table with columns for fund name, amount, and percentage.

招商兴福灵活配置混合型证券投资基金

2018年第三季度报告



3.2.2 自基金合同生效以来基金累计净值增长率变动及其与同期业绩比较基准收益变动的比较

Table with columns for period, net asset value, and returns, comparing the fund's performance to its benchmark.

3.3 主要财务指标和基金净值表现
3.3.1 主要财务指标
单位:人民币元

Table of financial indicators including net asset value, returns, and expenses for the fund.

3.3.2 基金净值表现
3.3.2.1 本基金基金份额净值增长率及其与同期业绩比较基准收益率的比较

3.3.2.2 自基金合同生效以来基金累计净值增长率变动及其与同期业绩比较基准收益变动的比较

4 基金管理人(或基金经理小组)简介
4.1 基金管理人
4.2 基金经理

4.3 公募基金专项说明
4.3.1 公募基金专项说明
4.3.2 公募基金专项说明

4.4 报告期内基金投资策略和运作分析

4.5 报告期内基金业绩表现

4.6 报告期内基金持有人或利益相关人数量及资产分布

4.7 报告期内基金投资策略和运作分析

4.8 报告期内基金投资策略和运作分析

4.9 报告期内基金投资策略和运作分析

4.10 报告期内基金投资策略和运作分析

4.11 报告期内基金投资策略和运作分析

4.12 报告期内基金投资策略和运作分析

4.13 报告期内基金投资策略和运作分析

4.14 报告期内基金投资策略和运作分析

Table with columns for fund name, amount, and percentage.

Table with columns for fund name, amount, and percentage.

Table with columns for fund name, amount, and percentage.

Table with columns for fund name, amount, and percentage.

Table with columns for fund name, amount, and percentage.

Table with columns for fund name, amount, and percentage.

Table with columns for fund name, amount, and percentage.

Table with columns for fund name, amount, and percentage.

Table with columns for fund name, amount, and percentage.

Table with columns for fund name, amount, and percentage.

Table with columns for fund name, amount, and percentage.

Table with columns for fund name, amount, and percentage.

Table with columns for fund name, amount, and percentage.

Table with columns for fund name, amount, and percentage.

Table with columns for fund name, amount, and percentage.

Table with columns for fund name, amount, and percentage.

Table with columns for fund name, amount, and percentage.

Table with columns for fund name, amount, and percentage.

Table with columns for fund name, amount, and percentage.

Table with columns for fund name, amount, and percentage.

Table with columns for fund name, amount, and percentage.