

银华活钱宝货币市场基金

2018年第三季度报告

基金管理人:银华基金管理股份有限公司
基金托管人:交通银行股份有限公司
报告送出日期:2018年10月24日
重要提示:基金管理人及董事保证本报告所载资料不存在虚假记载、误导性陈述或重大遗漏...


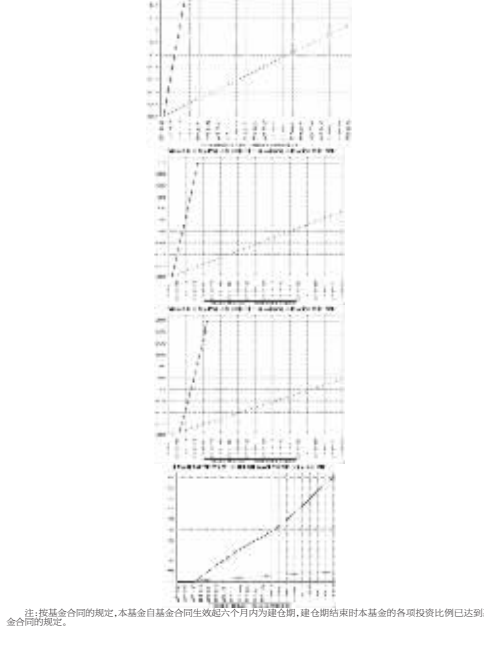


Table 4.1: Management Team Information. Lists the names and roles of the fund manager (李旭利), deputy manager (王利), and other key personnel. It also includes the fund's inception date and the date of the report.

Table 5.1: Investment Portfolio Overview. Provides a summary of the fund's investment strategy, including its focus on short-term debt instruments and its compliance with regulatory requirements regarding asset-liability ratios and risk management.

Table 3.1: Main Financial Indicators. A summary table showing key metrics such as net asset value, total assets, and liabilities for the reporting period.

Table 3.2: Performance Comparison. A detailed table comparing the fund's performance against its benchmark index across various metrics, including returns, volatility, and tracking error.

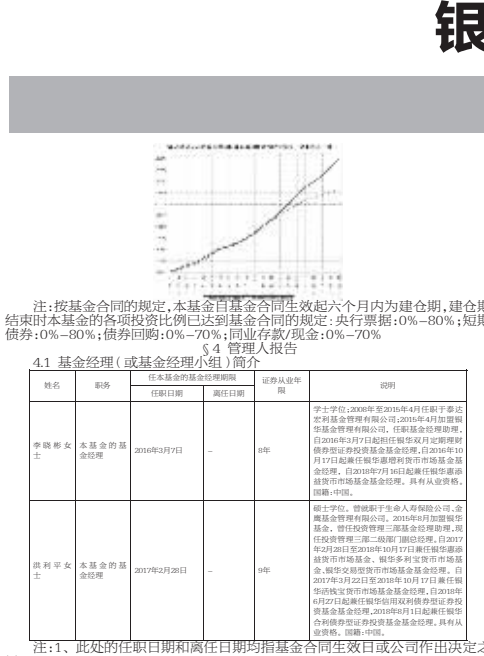


4.1 基金经理(或基金经理小组)简介: Detailed biography of the fund manager, including their professional background, investment experience, and previous roles in the financial industry.

Table 5.2: Investment Portfolio Breakdown. A detailed breakdown of the fund's assets, categorized by instrument type (e.g., government bonds, interbank deposits, etc.) and maturity.

Table 3.3: Main Financial Indicators. Another summary table of financial data, providing a different perspective on the fund's overall financial health.

Table 3.4: Performance Comparison. Further performance analysis, including a comparison of the fund's risk-adjusted returns and its ability to meet its investment objectives.

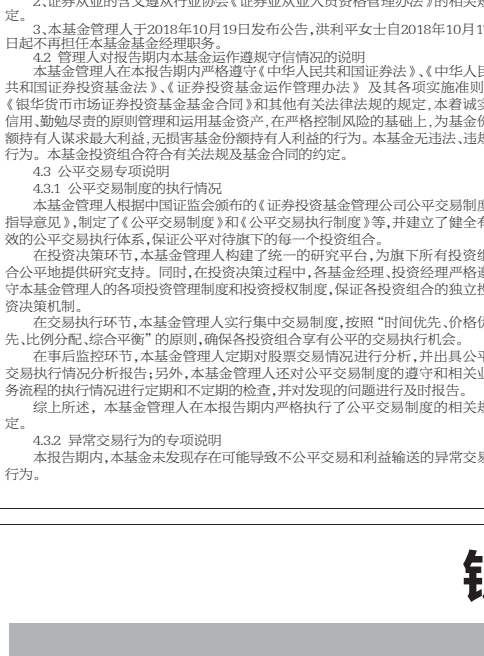


4.2 报告期内基金投资策略和运作分析: Analysis of the fund's investment strategy and operational performance during the reporting period, discussing market conditions and the fund's response.

Table 5.3: Investment Portfolio Breakdown. Another detailed breakdown of the fund's assets, showing the composition of the portfolio and its alignment with the fund's strategy.

Table 3.5: Main Financial Indicators. Summary table of financial data, including net asset value and other key metrics.

Table 3.6: Performance Comparison. Performance analysis table comparing the fund's results against its benchmark and market peers.

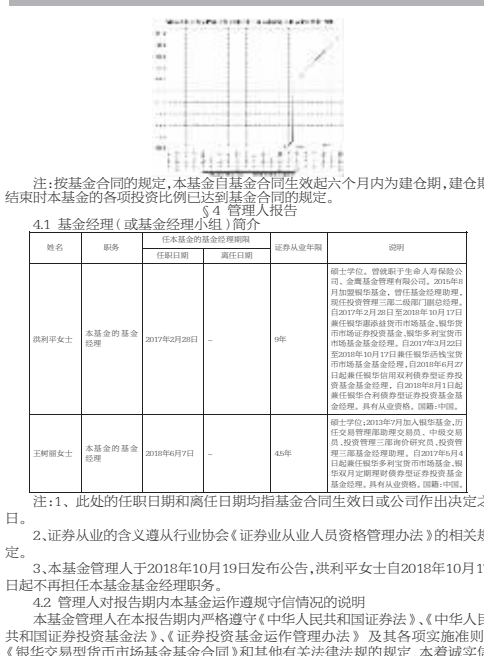


4.3 报告期内基金投资策略和运作分析: Further analysis of the fund's investment strategy and operational performance, focusing on specific market movements and the fund's tactical adjustments.

Table 5.4: Investment Portfolio Breakdown. Detailed breakdown of the fund's assets, providing a clear view of the portfolio's composition.

Table 3.7: Main Financial Indicators. Summary table of financial data, including net asset value and other key metrics.

Table 3.8: Performance Comparison. Performance analysis table comparing the fund's results against its benchmark and market peers.




4.4 报告期内基金投资策略和运作分析: Further analysis of the fund's investment strategy and operational performance, discussing the fund's approach to risk management and asset allocation.

Table 5.5: Investment Portfolio Breakdown. Detailed breakdown of the fund's assets, providing a clear view of the portfolio's composition.

Table 3.9: Main Financial Indicators. Summary table of financial data, including net asset value and other key metrics.

Table 3.10: Performance Comparison. Performance analysis table comparing the fund's results against its benchmark and market peers.



4.5 报告期内基金投资策略和运作分析: Further analysis of the fund's investment strategy and operational performance, discussing the fund's approach to risk management and asset allocation.

Table 5.6: Investment Portfolio Breakdown. Detailed breakdown of the fund's assets, providing a clear view of the portfolio's composition.

银华货币市场证券投资基金

2018年第三季度报告

基金管理人:银华基金管理股份有限公司
基金托管人:交通银行股份有限公司
报告送出日期:2018年10月24日
重要提示:基金管理人及董事保证本报告所载资料不存在虚假记载、误导性陈述或重大遗漏...

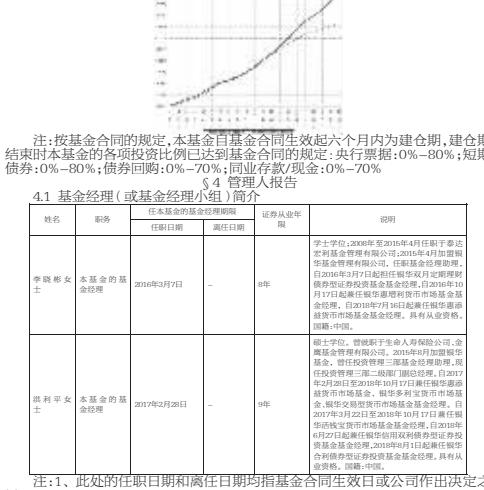


Table 4.1: Management Team Information. Lists the names and roles of the fund manager (李旭利), deputy manager (王利), and other key personnel. It also includes the fund's inception date and the date of the report.

Table 5.1: Investment Portfolio Overview. Provides a summary of the fund's investment strategy, including its focus on short-term debt instruments and its compliance with regulatory requirements regarding asset-liability ratios and risk management.

Table 3.1: Main Financial Indicators. A summary table showing key metrics such as net asset value, total assets, and liabilities for the reporting period.

Table 3.2: Performance Comparison. A detailed table comparing the fund's performance against its benchmark index across various metrics, including returns, volatility, and tracking error.

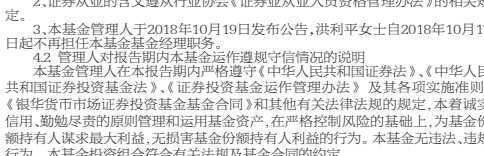


4.1 基金经理(或基金经理小组)简介: Detailed biography of the fund manager, including their professional background, investment experience, and previous roles in the financial industry.

Table 5.2: Investment Portfolio Breakdown. A detailed breakdown of the fund's assets, categorized by instrument type (e.g., government bonds, interbank deposits, etc.) and maturity.

Table 3.3: Main Financial Indicators. Another summary table of financial data, providing a different perspective on the fund's overall financial health.

Table 3.4: Performance Comparison. Further performance analysis, including a comparison of the fund's risk-adjusted returns and its ability to meet its investment objectives.




4.2 报告期内基金投资策略和运作分析: Analysis of the fund's investment strategy and operational performance during the reporting period, discussing market conditions and the fund's response.

Table 5.3: Investment Portfolio Breakdown. Another detailed breakdown of the fund's assets, showing the composition of the portfolio and its alignment with the fund's strategy.

Table 3.5: Main Financial Indicators. Summary table of financial data, including net asset value and other key metrics.

Table 3.6: Performance Comparison. Performance analysis table comparing the fund's results against its benchmark and market peers.

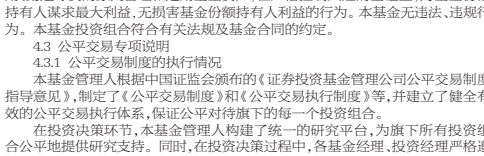


4.3 报告期内基金投资策略和运作分析: Further analysis of the fund's investment strategy and operational performance, focusing on specific market movements and the fund's tactical adjustments.

Table 5.4: Investment Portfolio Breakdown. Detailed breakdown of the fund's assets, providing a clear view of the portfolio's composition.

Table 3.7: Main Financial Indicators. Summary table of financial data, including net asset value and other key metrics.

Table 3.8: Performance Comparison. Performance analysis table comparing the fund's results against its benchmark and market peers.



4.4 报告期内基金投资策略和运作分析: Further analysis of the fund's investment strategy and operational performance, discussing the fund's approach to risk management and asset allocation.

Table 5.5: Investment Portfolio Breakdown. Detailed breakdown of the fund's assets, providing a clear view of the portfolio's composition.